

Welcome to the KVH PATIENT PORTAL – An Online Health Management Tool –

Thank you for choosing Klickitat Valley Health as your provider of medical services. Our goal is to provide you with excellent care and hospitality.

In compliance with the Federal Government’s Meaningful Use Initiative, all hospitals will soon be required to provide patients access to their medical records electronically. The KVH Patient Portal is a secure online tool that will allow you to review parts of your medical record from your recent In-patient or Observation stay at our facility.

Your medical record provides clinical information that may include medical history, medications list, allergies, immunizations, test results, and discharge instructions. Through the Patient Portal you will be able to view your medical record and download your record to your personal computer, as well as electronically share your record with a medical professional of your choice.

Upon discharge from your In-Patient or Observation stay at KVH, you will receive an email directing you to the Patient Portal. The Patient Portal features a New User Registration process that, once completed, will set up your medical records account. Please see the **Patient Portal Instruction Sheet** for details of the registration process. *Note: If you do not have an email address, you will be able to register for your account during your discharge process.*

If you have any questions or concerns regarding the Meaningful Use Initiative, you can call KVH at (509) 773-4022 ext 6250, or contact:

Centers for Medicare and Medicaid Services

www.cms.gov

Search Term: Meaningful Use

Your Health is Your Greatest Gift – We Want to Help You Feel Well.

PATIENT NAME _____
User ID _____
Password _____

PATIENT PORTAL INSTRUCTION SHEET

Congratulations, you are now eligible to access our Patient Portal where you can view your clinical information online. This clinical information is for In-patient and Observation services provided to you at Klickitat Valley Health. The information may include test results, medications list, allergies, immunizations, and discharge instructions, which will be available online after your hospital visit.

The instructions below will guide you through the entire Registration process. It is very important to follow these directions exactly in the order they are given. **Once you have registered, you can easily access your clinical information by visiting <https://www.mymedicalencounters.com>**

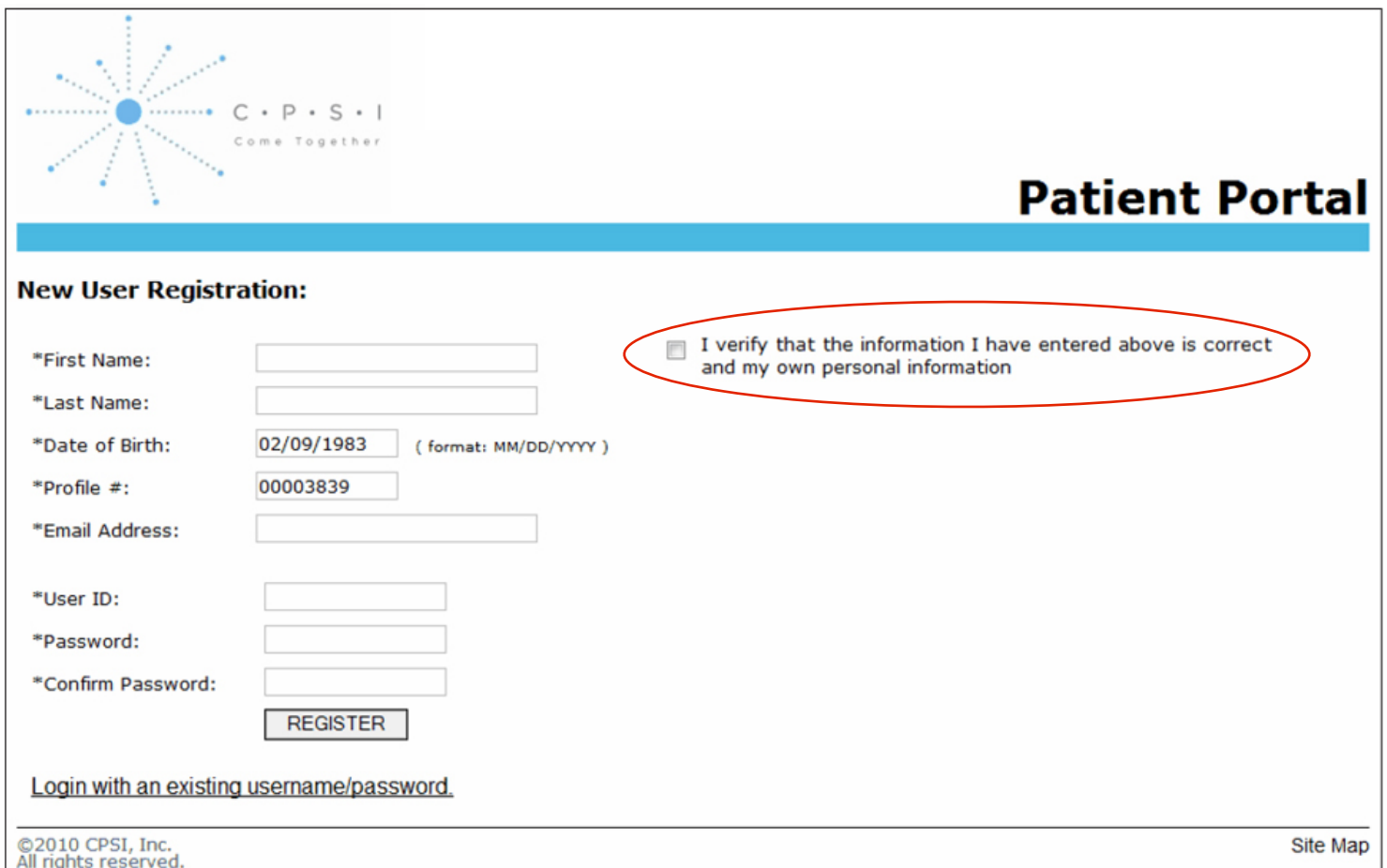
For frequently asked questions, see the **Patient Portal FAQ Sheet**, or give us a call during normal business hours at (509) 773-4022 ext 6250.


Step 1: Confirmation email

Check your email inbox or spam folders for the confirmation message to begin your registration process. The email will be sent from 'donotreply@cpsi.com'. Then click the link provided to create a new user.

Step 2: Registration

You will be asked to enter your name, date of birth, unique User ID and Password. Very Important: your name must match the name you used for registration exactly and **make sure you check the box at the right to verify that your information is correct**. Then click the **REGISTER** button at the bottom of the screen.



 C • P • S • I
Come Together

Patient Portal

New User Registration:

*First Name:

*Last Name:

*Date of Birth: (format: MM/DD/YYYY)

*Profile #:

*Email Address:

*User ID:

*Password:

*Confirm Password:

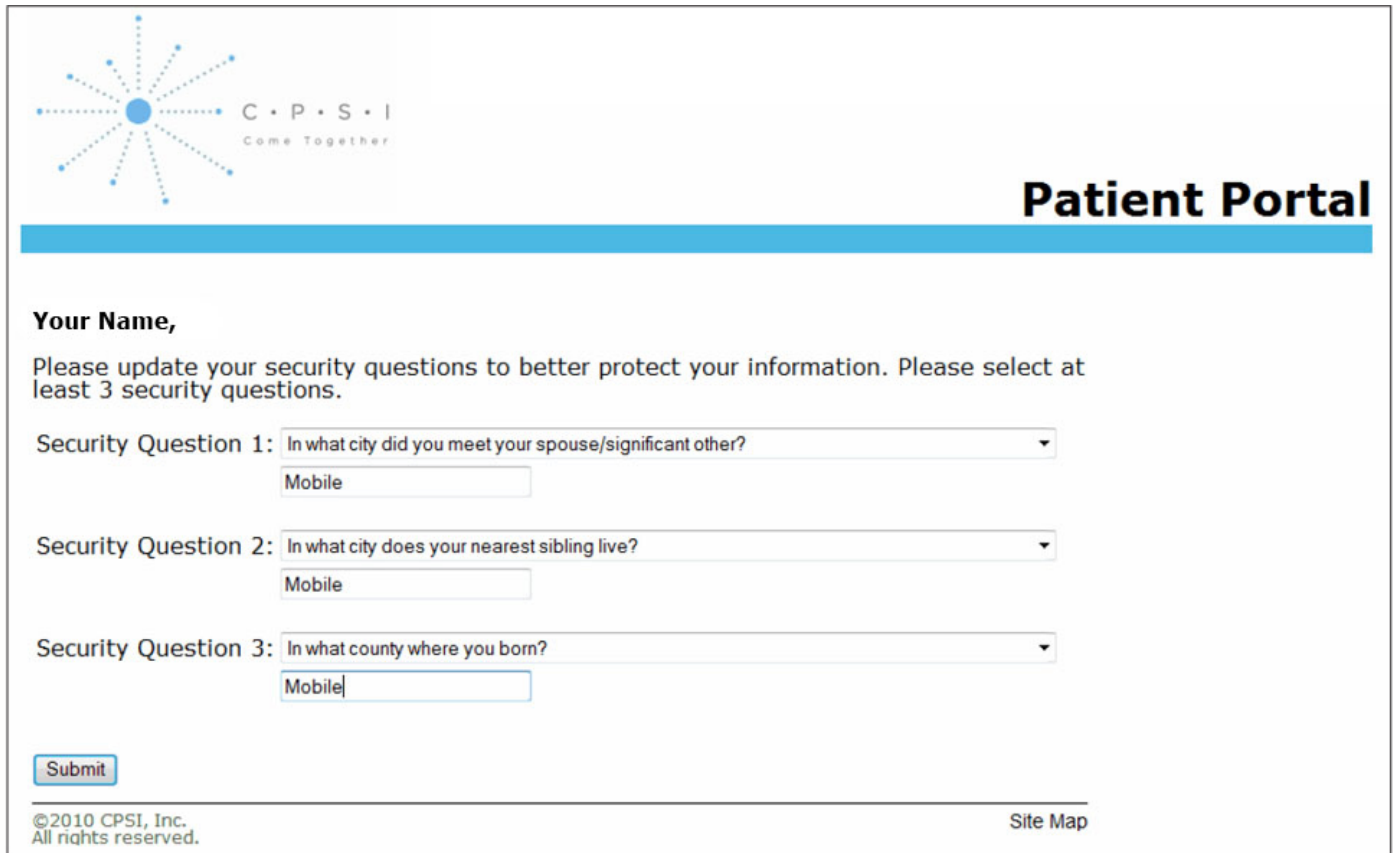
I verify that the information I have entered above is correct and my own personal information

[Login with an existing username/password.](#)

©2010 CPSI, Inc. All rights reserved. Site Map

Step 3: Security Questions

Choose three security questions with the answers then click **Submit**.

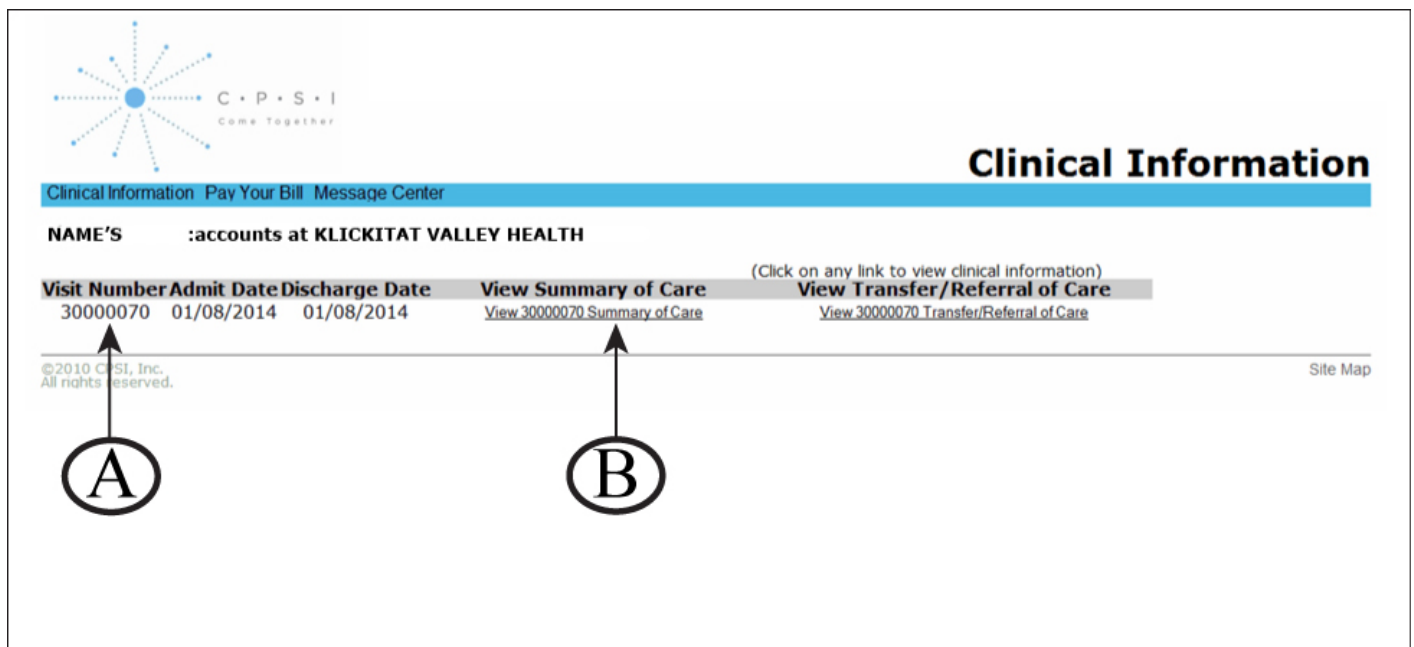


The screenshot shows the 'Patient Portal' interface. At the top left is the CPSI logo with the tagline 'Come Together'. The page title is 'Patient Portal'. Below the title, it says 'Your Name,' followed by a message: 'Please update your security questions to better protect your information. Please select at least 3 security questions.' There are three security questions, each with a dropdown menu and a text input field. The first question is 'In what city did you meet your spouse/significant other?' with 'Mobile' entered. The second is 'In what city does your nearest sibling live?' with 'Mobile' entered. The third is 'In what county where you born?' with 'Mobile' entered. A 'Submit' button is at the bottom left. Footer text includes '©2010 CPSI, Inc. All rights reserved.' and a 'Site Map' link.

On the next page, click on Main Menu. To look at your clinical records, select View Clinical Information.

Step 4: Patient Records

From the patient list, click on the name of the patient you are authorized to view. The patient's clinical visits will be listed chronologically. Next to each visit there is a link that shows the account number (A) and the title **View Summary of Care** (B). Click on the link in the Summary of Care column to view the document.



The screenshot shows the 'Clinical Information' page. At the top left is the CPSI logo. The page title is 'Clinical Information'. Below the title, there are navigation links: 'Clinical Information', 'Pay Your Bill', and 'Message Center'. The patient name is ':accounts at KLICKITAT VALLEY HEALTH'. A table lists clinical visits. The first row has columns: 'Visit Number', 'Admit Date', 'Discharge Date', 'View Summary of Care', and 'View Transfer/Referral of Care'. The first row of data contains: '30000070', '01/08/2014', '01/08/2014', 'View 30000070 Summary of Care', and 'View 30000070 Transfer/Referral of Care'. A note above the table says '(Click on any link to view clinical information)'. Below the table, there are two circled letters 'A' and 'B'. An arrow points from 'A' to the 'Visit Number' '30000070'. Another arrow points from 'B' to the 'View Summary of Care' link 'View 30000070 Summary of Care'. Footer text includes '©2010 CPSI, Inc. All rights reserved.' and a 'Site Map' link.

Visit Number	Admit Date	Discharge Date	View Summary of Care	View Transfer/Referral of Care
30000070	01/08/2014	01/08/2014	View 30000070 Summary of Care	View 30000070 Transfer/Referral of Care